

Features

- Ultra High Efficiency (Up to 94%)
- High Power Factor (0.99 Typical)
- 150 W Continuous Output Power
- Lightning Protection
- All-Round Protection: OVP, OCP, SCP, OTP
- Waterproof (IP67)
- Comply With UL8750 & EN61347 Safety Regulations



Description

The EUV-150SxxxST Series operate from a 90 ~ 305 Vac input range. These units will provide up to 150 W of output power and a maximum output current of 12.5 A for 12 V output model. They are designed to be highly efficient and highly reliable. Features include lightning protection, over voltage protection, over current protection, short circuit protection and over temperature protection.

Models

Output Voltage	Input Voltage	Output Voltage Range	Output Current Range	Max. Output Power	Typical Efficiency (1)	Power Factor		Model Number (2)
						110Vac	220Vac	
12 Vdc	90 ~ 305 Vac	11.40~12.60V	0~12.5 A	150 W	92%	0.99	0.96	EUV-150S012ST
20 Vdc	90 ~ 305 Vac	22.80~25.20V	0~7.50 A	150 W	92%	0.99	0.96	EUV-150S020ST
24 Vdc	90 ~ 305 Vac	34.20~37.80V	0~6.25 A	150 W	93%	0.99	0.96	EUV-150S024ST★
36 Vdc	90 ~ 305 Vac	38.00~42.00 V	0~4.17 A	150 W	93%	0.99	0.96	EUV-150S036ST
40Vdc	90 ~ 305 Vac	39.90~44.10V	0~3.75 A	150 W	93%	0.99	0.96	EUV-150S040ST
42 Vdc	90 ~ 305 Vac	45.60~50.40V	0~3.57 A	150 W	94%	0.99	0.96	EUV-150S042ST
48 Vdc	90 ~ 305 Vac	48.00~52.50V	0~3.13 A	150 W	93%	0.99	0.96	EUV-150S048ST★
50 Vdc	90 ~ 305 Vac	49.40~54.60V	0~3.00 A	150 W	93%	0.99	0.96	EUV-150S050ST
52 Vdc	90 ~ 305 Vac	51.30~56.70V	0~2.88 A	150 W	93%	0.99	0.96	EUV-150S052ST
54 Vdc	90 ~ 305 Vac	53.20~58.80V	0~2.78 A	150 W	93%	0.99	0.96	EUV-150S054ST
56 Vdc	90 ~ 305 Vac	76.95~85.05V	0~2.68 A	150 W	93%	0.99	0.96	EUV-150S056ST
81 Vdc	90 ~ 305 Vac	99.75~110.25V	0~1.85 A	150 W	94%	0.99	0.96	EUV-150S081ST
105 Vdc	90 ~ 305 Vac	11.40~12.60V	0~1.42 A	150 W	94%	0.99	0.96	EUV-150S105ST

Notes: (1) Measured at full load and 220 Vac input.

(2) A suffix -xxxx may be added to denote variations or modifications to the base product, where x can be any alphanumeric character or blank.

(3) ★: Popular model.

Input Specifications

Parameter	Min.	Typ.	Max.	Notes
Input Voltage	90 V	-	305 V	

Specifications are subject to changes without notice.

Input Specifications (Continued)

Parameter	Min.	Typ.	Max.	Notes
Input Frequency	47 Hz	-	63 Hz	
Leakage Current	-	-	1 mA	At 277Vac 60Hz input
Input AC Current	-	-	1.75 A	Measured at full load and 100 Vac input.
	-	-	0.8 A	Measured at full load and 220 Vac input
Inrush Current	-	-	65 A	At 230Vac input 25°C Cold Start

Output Specifications

Parameter	Min.	Typ.	Max.	Notes	
Ripple and Noise (pk-pk)	-	-	2% V _O	Measured by 20 MHz bandwidth oscilloscope and the output paralleled a 0.1 uF ceramic capacitor and a 10 uF electrolytic capacitor.	
Line Regulation	-	-	1%		
Load Regulation	-	-	2%		
Turn-on Delay Time	-	0.6 s	1.0 s	Measured at 110Vac input.	
	-	0.3 s	0.6 s	Measured at 220Vac input.	
Output Overshoot / Undershoot	-	-	10%	When power on or off.	
Load Dynamic Response	Output Deviation	-	-	5% V _O	R/S: 1 A/ uS Load: 25% ~ 75% full load.
	Settling Time	-	-	10 mS	

Note: All specifications are typical at 25 °C unless otherwise stated.

Protection Functions

Parameter	Min.	Typ.	Max.	Notes
Over Voltage Protection	110%	120%	130%	Latch mode. The power supply shall return to normal operation only after the power is turn-on again.
Over Current Protection	110% I _O	135% I _O	180% I _O	Hiccup mode. The power supply shall be self-recovery when the fault condition is removed.
Over Temperature Protection	-	110 °C	-	Maximum temperature of components inside the case.
Short Circuit Protection	No damage shall occur when any output operating in a short circuit condition. The power supply shall be self-recovery when the fault condition is removed.			

General Specifications

Parameter	Min.	Typ.	Max.	Notes
Efficiency $V_o = 12\text{ V}$ $V_o = 20\text{ V}$ $V_o = 24\text{ V}$ $V_o = 36\text{ V}$ $V_o = 40\text{ V}$ $V_o = 42\text{ V}$ $V_o = 48\text{ V}$ $V_o = 50\text{ V}$ $V_o = 52\text{ V}$ $V_o = 54\text{ V}$ $V_o = 56\text{ V}$ $V_o = 81\text{ V}$ $V_o = 105\text{ V}$	88% 89% 89% 89% 89% 90% 89% 89% 89% 89% 89% 90% 90%	89% 90% 90% 90% 90% 91% 90% 90% 90% 90% 90% 91% 91%	- - - - - - - - - - - - -	Measured at full load, 110Vac input, 25°C ambient temperature, after the unit is thermally stabilized. It will be lower about 1%, if measured immediately after startup.
Efficiency $V_o = 12\text{ V}$ $V_o = 20\text{ V}$ $V_o = 24\text{ V}$ $V_o = 36\text{ V}$ $V_o = 40\text{ V}$ $V_o = 42\text{ V}$ $V_o = 48\text{ V}$ $V_o = 50\text{ V}$ $V_o = 52\text{ V}$ $V_o = 54\text{ V}$ $V_o = 56\text{ V}$ $V_o = 81\text{ V}$ $V_o = 105\text{ V}$	91% 91% 92% 92% 92% 93% 92% 92% 92% 92% 92% 92% 93% 93%	92% 92% 93% 93% 93% 94% 93% 93% 93% 93% 93% 93% 94% 94%	- - - - - - - - - - - - - -	Measured at full load, 220Vac input, 25°C ambient temperature, after the unit is thermally stabilized. It will be lower about 1%, if measured immediately after startup.
No Load Power Dissipation			2 W	
MTBF	584,000 hours			Measured at 110Vac input, 80%Load and 25°C ambient temperature (MIL-HDBK-217F)
Life Time	74,000 hours			Measured at 220Vac input, 80%Load and 45°C ambient temperature
Dimensions Inches (L × W × H) Millimeters (L × W × H)	7.83 × 2.66 × 1.57 199 × 67.5 × 40			
Net Weight	-	1000 g	-	

Note: All specifications are typical at 25 °C unless otherwise stated.

Environmental Specifications

Parameter	Min.	Typ.	Max.	Notes
Operating Temperature	-35 °C	-	+70 °C	Humidity: 10% RH to 100% RH
Storage Temperature	-40 °C	-	+85 °C	Humidity: 5% RH to 100% RH

Safety & EMC Compliance

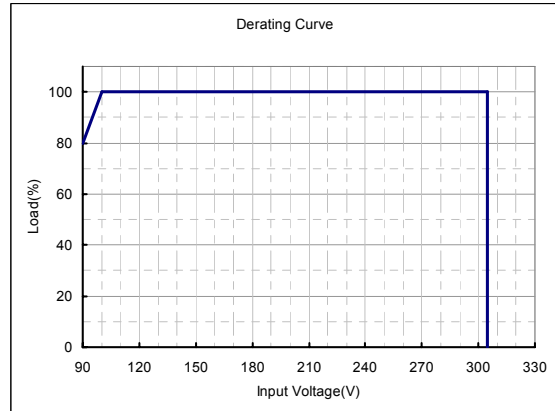
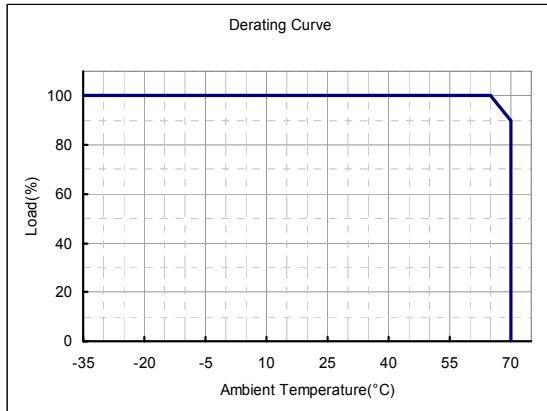
Safety Category	Standard
CUL	UL8750 Compliance to UL1012 UL935, CAN/CSA-C22.2 No. 0, CSA-C22.2 No. 107.1, CSA-C22.2 No. 250.0
CE	EN 61347-1, EN61347-2-13

Specifications are subject to changes without notice.

Safety & EMC Compliance (Continued)

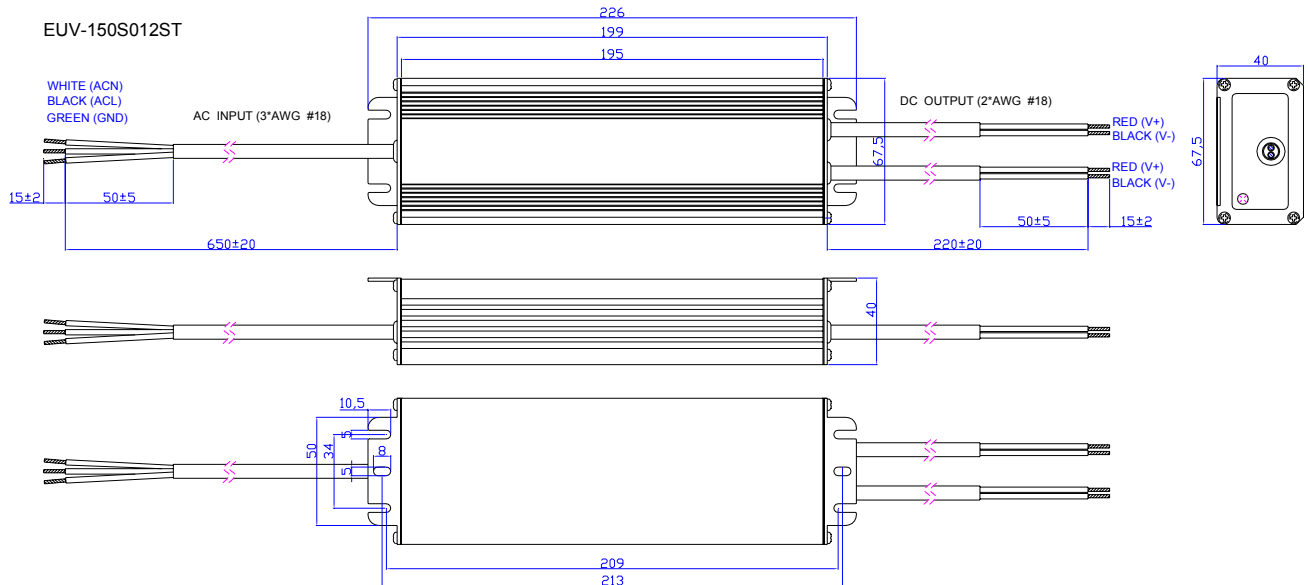
EMI Standards	Notes
EN 55015	Conducted emission Test & Radiated emission Test
EN 61000-3-2	Harmonic current emissions
EN 61000-3-3	Voltage fluctuations & flicker
EMS Standards	Notes
EN 61000-4-2	Electrostatic Discharge (ESD): 8 kV air discharge, 4 kV contact discharge
EN 61000-4-3	Radio-Frequency Electromagnetic Field Susceptibility Test-RS
EN 61000-4-4	Electrical Fast Transient / Burst-EFT
EN 61000-4-5	Surge Immunity Test: AC Power Line: line to line 2 kV, line to earth 4 kV
EN 61000-4-6	Conducted Radio Frequency Disturbances Test-CS
EN 61000-4-8	Power Frequency Magnetic Field Test
EN 61000-4-11	Voltage Dips
EN 61547	Electromagnetic Immunity Requirements Applies to Lighting Equipment

Derating Curve

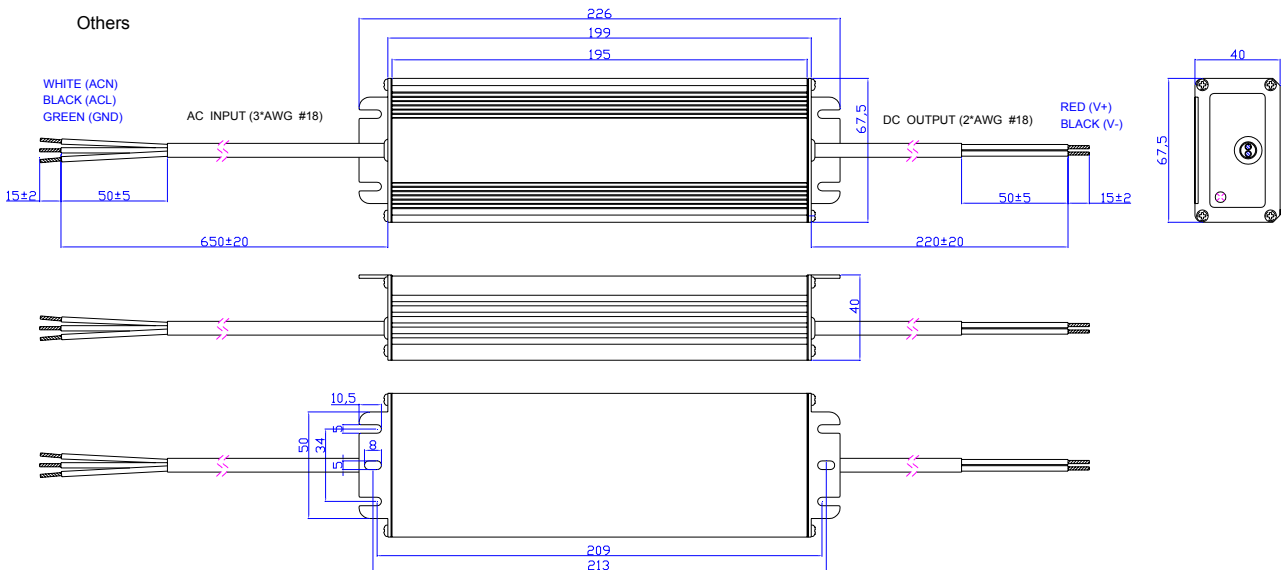


Specifications are subject to changes without notice.

Mechanical Outline



Note: The 2 DC output cables are connected in parallel internally because one AWG #18 wire can only carry 10A. Please connect the 2 red wires together and 2 black wires together in application, or ensure each cable carries same current.



RoHS Compliance

Our products comply with the European Directive 2002/95/EC, calling for the elimination of lead and other hazardous substances from electronic products.

Specifications are subject to changes without notice.

Revision History

Change Date	Rev.	Description of Change		
		Item	From	To
2009-08-14	A	Change Max. Output Current and Efficiency.		
2009-09-02	B	Change MTBF and Life Time.		
2009-09-11	C	Change Turn-on Delay Time		
2009-10-15	D	Delete "UL1310 Class2" in Safety & EMC Compliance		
2009-11-10	E	Change notes of efficiency. Change "No Load Power Dissipation".		
2009-11-13	F	Add the Mechanical Outline of 12V.		
2009-12-16	G	Add note for mechanical outline.		
2010-05-31	H	Add star rank for recommended models	/	☆: Popular model.
		Add Leakage Current in Input Specifications	/	Max. 1 mA At 277Vac 50Hz input
		Standardize the tolerance in Mechanical Outline	/	/
2011-12-09	I	EUV-150S020ST	/	Add New Model