

## DS-DT60P-02HDI12NO/U LED Controller



The DS-DT60P-02HDI12NO/U LED controller is used with the full-color LED display. It provides seamless splicing display of large screens of any size. It is suitable for multiple occasions, such as conference rooms, studios, stadiums, airport stations, banks, advertisements, and home cinemas.

- Provides a full-color OLED non-touch screen with the resolution of 128 × 64. Thus, you can view device status at any time and the device maintenance become easier.
- Adopts the 1 U rackmount chassis and industrial grade chassis system.
- Provides buttons on the front panel to change brightness and other parameters.
- Provides indicators on the front panel to indicate the power status, signal access status, and running status.
- Supports 2 channels of video signal input. The DVI resolution is 1920 × 1200@60 Hz. The HDMI 2.0 resolution is 4096 × 2160@60 Hz.
- Supports frame rate self-adaption ranging from 25 Hz to 60 Hz for image collection.
- Supports 12 channels of loading output with the maximum loading capacity of 7.8 MP. The maximum width is 32760 pixels and maximum height is 8192 pixels for a single device and the maximum loading capacity of each network port is 0.65 MP.
- Supports the RGB and YUV 444 image loading output without image quality loss.
- Supports input of mixed HDMI audio and video stream, and 3.5 mm audio output.
- Supports full-screen zoom and custom zoom for video signal input, custom changing, and custom splicing.
- Supports opening the signal source windows on the display and roaming window.
- Supports the video wall configuration and window visualization.
- Supports 1 channel of subtitle. You can set the color, font, and scrolling speed for the subtitle and add the picture.
- Supports cascading management and unified control of multiple LED controllers through the network.
- Supports high-bandwidth digital content protection technology of HDCP 2.2 protocol.
- Supports custom EDID settings.

- Supports dual backup of the power supplies and dual backup of LED controller network ports.
- Supports custom cable alignment without rectangular frame limit.
- Supports the operation through the client or the LED controller web page.
- Supports configuring the background.
- Supports configuring the startup logo.
- Supports configuring the screen dehumidification.
- Supports using the remote control to control the screen to display the remote UI menu.
- Supporting adjusting the brightness, contrast, hue, and other parameters of the output image.
- Supports pixel-level screen correction to effectively eliminate color difference and improve the quality of the display
- Supports changing the display mode, including general, text, advertisement, video, cinema, security, and etc.
- Supports selecting the color temperature adjustment mode such as standard, warm color, and cold color and customizing color temperature.
- Supports eye protection mode to protect the vision of the viewer.
- Supports high refresh rate output at 3840 Hz, nanosecond response time, and smooth video picture.
- Supports viewing the loading relationship between the device and LED screen.
- Supports viewing abnormal screen positioning during running.
- Supports checking parameters such as device running status, device memory, CPU usage, device running temperature, and network port usage.
- Supports abnormal screen voltage detection, screen temperature detection, and device temperature detection
- Supports connecting to the central control device and IoT device through RS-485 port.
- Supports docking device command and managing device by using the control network port and the protocols such as OTAP.
- Supports using the control network port to connect to the multi-functional card to realize environment temperature detection, environment humidity detection, and the cooperation between the human body temperature monitoring and screen control.
- Supports up to 10 scenes. Thus, the saved scene can be used directly in the future.
- Supports displaying 7 windows (3 signal source windows + 2 image windows + 1 scrolling text window + 1 background window) and customizing the window layout for all windows except for the background window.
- Provides built-in Android 12 system, 4 GB memory and 32 GB storage and supports multi-media playing.
- Supports HDMI 2.0 and DVI loop output. The maximum HDMI loop output is 4096 × 2160@60 Hz and the maximum DVI loop output is 1920 × 1200@60 Hz.

## ▪ Specification

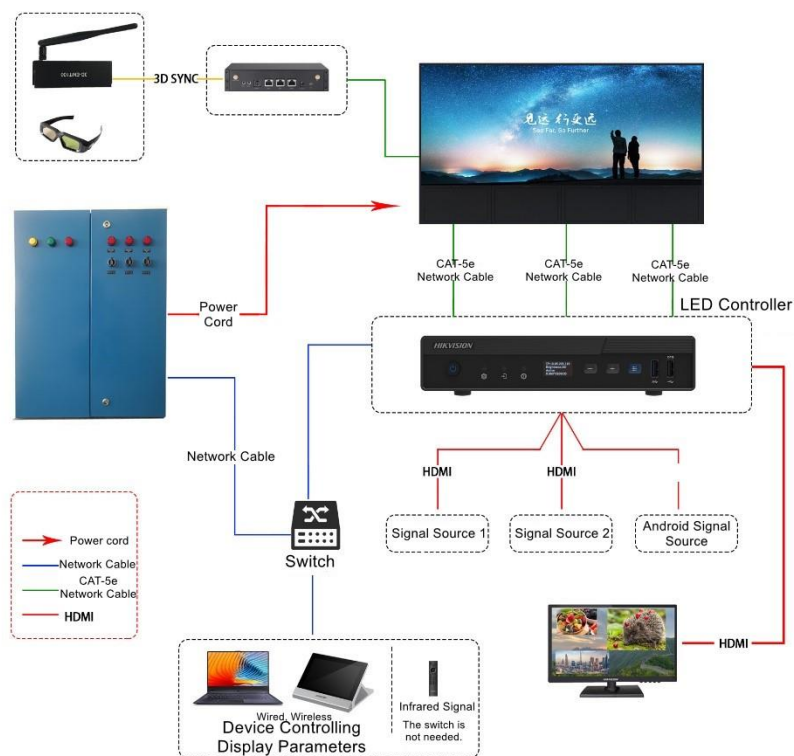
<b>Product Model</b>	
Product Model	DS-DT60P-02HDI12NO/U
<b>Processing Performance</b>	
Brightness Control	1 to 100 tunable (level-by-level white balance)
Frame Frequency	25 Hz to 60 Hz
Grey Level	256
Display Color	16 MP
Processing Depth	8 bit
Image Scaling	Supported
<b>Chassis</b>	
Chassis Height	1 U
Chassis Width	440 mm (17.32 inch)
<b>Product Type</b>	
Product Type	LED controller
<b>LED Controller Power</b>	
Average Consumption	≤42 W
Number of power interfaces	1
Power interface specifications	100 to 240 VAC, 50/60 Hz
<b>Video Wall</b>	
Open Windows	3 signal source windows + 2 image windows + 1 scrolling text window + 1 background window
Layers per Device	7
Scenes	10
Background Images	1
Background Resolution	Min.: 640 × 480, Max.: 1920 × 1200
Background Format	JPG/JPEG
Subtitles	1
Subtitle Width	32760
Subtitle Font	Supports Xiaomi font and custom font
<b>General</b>	
Working Temperature	-10°C to 50°C
Storage Humidity	10% to 90%
Working Humidity	10% to 90%
Storage Temperature	-10°C to 50°C
Packaging Size (W × H × D)	589 mm × 103 mm × 410 mm (23.19 inch × 4.06 inch × 16.14 inch)
Net Weight	3.36 kg (7.40 lb.)
Gross Weight	4.48 kg (9.87 lb.)
Dimensions (W × H × D)	440 mm × 44.5 mm × 320.8 mm (17.32 inch × 1.75 inch × 12.63 inch)
Packing List	1 × AC power cord, 1 × mounting bracket, 2 × RS-485 green Phoenix contact for central control device, 1 × regulatory compliance and safety information manual, 3 × bar antenna, 1 × RF remote control
<b>Audio Input</b>	
Audio Input Interfaces	2
Audio Input Interface Type	1 channel of HDMI 2.0 + 1 channel of embedded Android

<b>Video Input</b>	
Video Input Interfaces	3
Video Input Interface Type	1 HDMI2.0 + 1 DVI + 1 embedded Android
Max. Video Input Resolution	HDMI2.0: 4K; DVI: 1080p
Video Input Resolution	<p>DVI port:</p> <p>Max. resolution: 1920 × 1200@60 Hz</p> <p>Min. resolution: 320 × 180@60 Hz</p> <p>Supports custom resolution. Total resolution should be no more than 2.6 MP@60 Hz</p> <p>Max. width: 320 to 3840, alignment: 2 alignment</p> <p>Max. height: 180 to 3840, alignment: 1 alignment</p> <p>Supports HDCP 1.4</p> <p>Interlacing signal input is not supported.</p> <p>HDMI 2.0 port:</p> <p>Max. resolution: 4096 × 2160@60 Hz</p> <p>Min. resolution: 320 × 180@60 Hz</p> <p>Supports custom resolution. Total resolution should be no more than 8.8 MP@60 Hz</p> <p>Max. width: 320 to 8192, alignment: 2 alignment</p> <p>Max. height: 180 to 8192, alignment: 1 alignment</p> <p>Supports HDCP 2.2</p> <p>Interlacing signal input is not supported.</p>
Video Input Processing Feature	<p>Processing depth: 8 bit</p> <p>Sampling format:</p> <p>RGB: 444</p> <p>YUV: 444</p> <p>YUV: 422</p> <p>YUV: 420</p>
<b>Video Output</b>	
Video Output Interfaces	12
Max. Video Output Resolution	7.8 MP
Video Output Resolution	RJ-45
Loading Capacity for Video Output to LED	<p>Loading per port: 650000</p> <p>Width: 320 to 32760; pixel alignment: must be a multiple of 2</p> <p>Height: 64 to 8192; pixel alignment: must be a multiple of 1</p>
LED Loading Interfaces	12
Video Loop Output Interfaces	2
Type of Video Loop Output Interface	1 channel of HDMI 2.0 + 1 channel of DVI

Video Loop Output Resolution	<p>DVI port:</p> <p>Max. resolution: 1920 × 1200@60 Hz</p> <p>Min. resolution: 320 × 180@60 Hz</p> <p>Supports custom resolution. Total resolution should be no more than 2.6 MP@60 Hz</p> <p>Max. width: 320 to 3840, alignment: 2 alignment</p> <p>Max. height: 180 to 3840, alignment: 1 alignment</p> <p>Supports HDCP 1.4</p> <p>Interlacing signal input is not supported.</p> <p>HDMI 2.0 port:</p> <p>Max. resolution: 4096 × 2160@60 Hz</p> <p>Min. resolution: 320 × 180@60 Hz</p> <p>Supports custom resolution. Total resolution should be no more than 8.8 MP@60 Hz</p> <p>Max. width: 320 to 8192, alignment: 2 alignment</p> <p>Max. height: 180 to 8192, alignment: 1 alignment</p> <p>Supports HDCP 2.2</p> <p>Interlacing signal input is not supported.</p>
Video Live View Output Interfaces	1
Type of Video Live View Output Interface	HDMI 1.4
Video Live View Output Resolution	720p@60 Hz
<b>Audio Output</b>	
Audio Output Interfaces	1
Audio Output Interface Type	3.5 mm audio output
<b>System</b>	
System	Android 12
Memory Capacity	4 GB
Storage Capacity	32 GB
CPU	4-core 64-bit ARM cortex-A55 2.0 GHz
<b>Wireless</b>	
WIFI	STA 2.4 GHz, AP 2.4&5 GHz
Bluetooth	Bluetooth 4.0
Antenna	3 × bar antenna
Remote Control	Supports IR remote control and RF remote control
<b>Front Panel</b>	
Screen	128 × 64, OLED screen
USB Port	1 channel of USB 2.0 + 1 channel of USB 3.0
Button	<p>+: increase brightness</p> <p>-: decrease brightness</p> <p>Source: change signal source</p>
Indicator	<p>Active: The device is running.</p> <p>Source: The signal source is accessed.</p> <p>Error: The device operation exception occurs.</p>

Power Switch	On: The device is started and running. Off: The device is not powered on or is not started.
<b>Control Interface</b>	
Control Network Port	2 × 10/100/1000 Mbps self-adaptive Ethernet port (RJ-45) Connects to the external network and supports multi-device network cascade management.
IR Input	1 × 3.5 mm connector Supports the access of IR remote control.
Serial Interface	1 × debugging serial port (4-pin connector) + 1 × RS-485 central control serial port (green Phoenix contact) + 1 × RS-485 serial port for light perception (green Phoenix contact) Baud rate: 115200, data bit: 8
Power Switch	Button switch


## ▪ Typical Application



## ▪ Available Model




DS-DT60P-02HDI12NO/U

▪ **Dimension**



▪ **Accessory**

▪ **Optional**

DS-D4012FW-2FB	DS-D4015FW-2FB	DS-D4009CW-2FA
DS-D4012FW-2FB	DS-D4015FW-2FB	DS-D4009CW-2FA
600*337.5/mm (O-STD)	600*337.5/mm (O-STD)	600*337.5/mm (O-STD)
		

# See Far, Go Further



[www.hikvision.com](http://www.hikvision.com)  
[support@hikvision.com](mailto:support@hikvision.com)

