

# Installation Guide

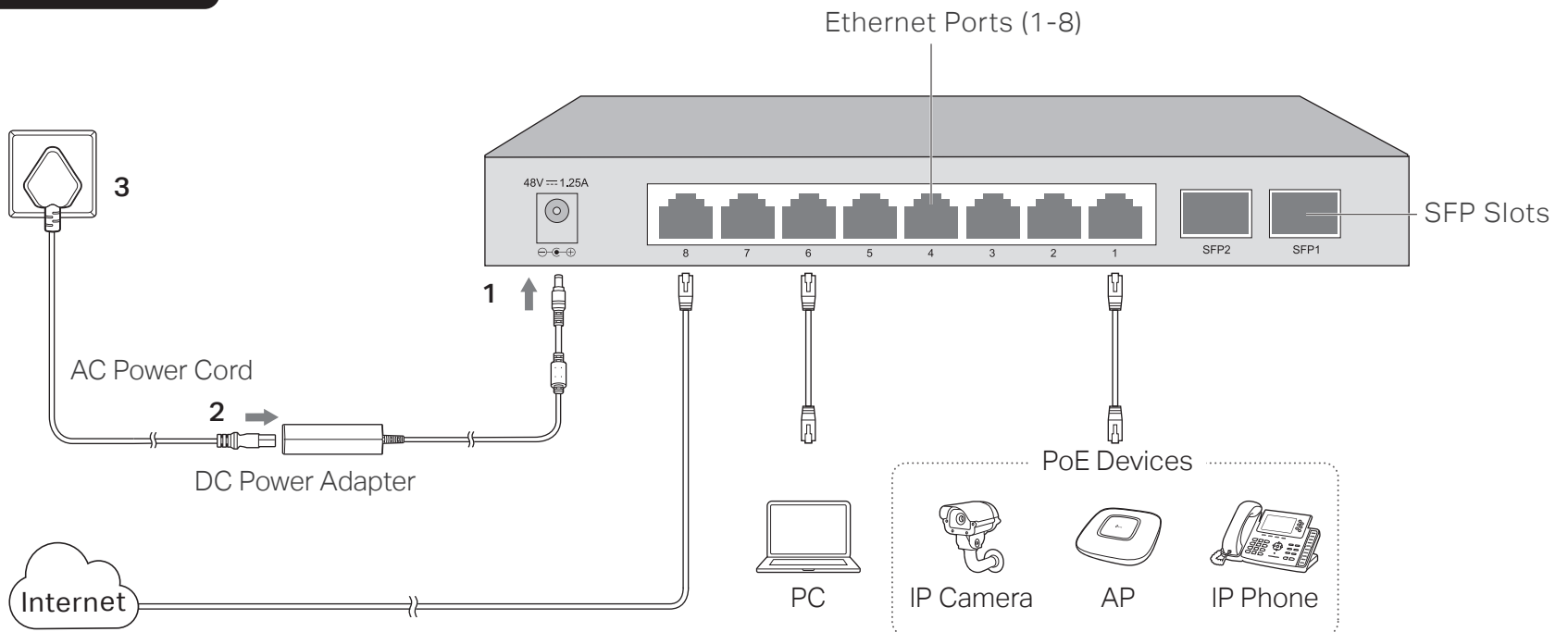
JetStream 8-Port Gigabit Smart PoE Switch with 2 SFP Slots

T1500G-10PS (TL-SG2210P)

## LED Explanation

<b>PoE MAX</b> On: $46W \leq \text{Total power supply} < 53W$ Flashing: Total power supply keeps $\geq 46W$ more than 2 minutes Off: Total power supply $< 46W$	PoE MAX	<b>Link/Act (port 1-8)</b> On (Green): Running at 1000Mbps On (Yellow): Running at 10/100Mbps Flashing: Transmitting/receiving data	Link/Act
<b>Power</b> On: Power on Off: Power off	Power	<b>System</b> Flashing: System running normally On/Off: System running abnormally	System
<b>SPF1/SFP2</b> On (Green): Connected to a 1000Mbps device On (Yellow): Connected to a 100Mbps device Flashing: Transmitting/receiving data	SPF1  SPF2	<b>PoE Status (port 1-8)</b> On: Providing PoE power Flashing: Current-overload/Short-circuit/Connected to a Non-standard PD/Power exceeded the user-defined value Off: Not providing PoE Power	PoE Status

## Connection




### Note:

- PoE ports can also connect to non-PoE devices, but only transmit data.
- Maximum PoE power is 15.4W for each PoE port and 53W for all PoE ports.

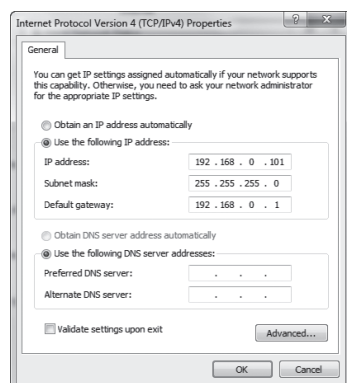
## Configuration

- To access the GUI of the switch, open a browser and type the default management address <http://192.168.0.1> in the address field of the browser, then press the Enter key.



### Note:

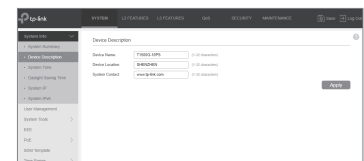
To log in to the switch, the IP address of your PC should be set in the same subnet as that of the switch. The IP address is 192.168.0.x ("x" is any number from 2 to 254). Subnet Mask is 255.255.255.0. For details, please refer to Appendix B in the User Guide on the resource CD.



- Enter **admin** for both the Username and Password in the lower case letters. Then click the Log In button or press the Enter key.



- After a successful login, the main page will appear. You can click the menus on the top side and left side to configure the corresponding functions.



### Note:

For more details about how to configure the switch, see the Configuration Guide on the resource CD.

# Specifications

## General Specifications

Standard	IEEE802.3i, IEEE802.3u, IEEE802.3ab, IEEE802.3ad, IEEE802.3af, IEEE802.3x, IEEE802.1p, IEEE802.1q, IEEE802.1d, IEEE802.1s, IEEE802.1w, IEEE802.3z
Protocol	CSMA/CD
Data Transfer Rate	Ethernet: 10Mbps (Half Duplex) 20Mbps (Full Duplex) Fast Ethernet: 100Mbps (Half Duplex) 200Mbps (Full Duplex) Gigabit Ethernet: 2000Mbps (Full Duplex)
Network Media (Cable)	10Base-T: UTP Cat. 3, 4, 5 cable (maximum 100m) EIA/TIA-568 100Ω STP (maximum 100m) 100Base-TX: UTP of Cat. 5 or above (maximum 100m) EIA/TIA-568 100Ω STP (maximum 100m) 1000Base-T: UTP of Cat. 5e or above (maximum 100m) EIA/TIA-568 100Ω STP (maximum 100m)
Number of Ports	8 10/100/1000Mbps Auto-Negotiation RJ45 ports and 2 SFP slots
PoE Ports (RJ45)	PoE Ports: Port1-Port8 Total Power Supply: 53W
LED Indicators	Power, System, Link/Act, PoE MAX, PoE Status, SFP1, SFP2
Transfer Method	Store and Forward
MAC Address Learning	Automatically learning, automatically aging
Frame Forward Rate	10Base-T: 14881pps/Port 100Base-Tx: 148810pps/Port 1000Base-T: 1488095pps/Port

## Environmental and Physical Specifications

Operating Temperature	0 °C to 40 °C (32 °F to 104 °F)
Storage Temperature	-40 °C to 70 °C (-40 °F to 158 °F)
Operating Humidity	10% to 90% non-condensing
Storage Humidity	5% to 90% non-condensing

## FCC STATEMENT

This equipment has been tested and found to comply with the limits for a Class A digital device, pursuant to part 15 of the FCC Rules. These limits are designed to provide reasonable protection against harmful interference when the equipment is operated in a commercial environment. This equipment generates, uses, and can radiate radio frequency energy and, if not installed and used in accordance with the instruction manual, may cause harmful interference to radio communications. Operation of this equipment in a residential area is likely to cause harmful interference in which case the user will be required to correct the interference at his own expense.

This device complies with part 15 of the FCC Rules. Operation is subject to the following two conditions:

- 1) This device may not cause harmful interference.
  - 2) This device must accept any interference received, including interference that may cause undesired operation.
- Any changes or modifications not expressly approved by the party responsible for compliance could void the user's authority to operate the equipment.

## BSMI Notice

### 安全諮詢及注意事項

- 請使用原裝電源供應器或只能按照本產品注明的電源類型使用本產品。
- 清潔本產品之前請先拔掉電源線。請勿使用液體、噴霧清潔劑或濕布進行清潔。
- 注意防潮，請勿將水或其他液體潑灑到本產品上。
- 插槽與開口供通風使用，以確保本產品的操作可靠並防止過熱，請勿堵塞或覆蓋開口。
- 請勿將本產品置於靠近熱源的地方。除非有正常的通風，否則不可放在密閉位置中。
- 請不要私自打開機殼，不要嘗試自行維修本產品，請由授權的專業人士進行此項工作。
- 此為甲類資訊技術設備，于居住環境中使用時，可能會造成射頻擾動，在此種情況下，使用者會被要求採取某些適當的對策。

## 限用物質含有情況標示聲明書

產品元件名稱	限用物質及其化學符號					
	鉛 Pb	鎘 Cd	汞 Hg	六價鉻 CrVI	多溴聯苯 PBB	多溴二苯醚 PBDE
PCB	○	○	○	○	○	○
外殼	○	○	○	○	○	○
電源適配器	-	○	○	○	○	○

備考1. "超出0.1 wt %" 及 "超出0.01 wt %" 系指限用物質之百分比含量超出百分比含量基準值。

備考2. "○"系指該項限用物質之百分比含量未超出百分比含量基準值。

備考3. "-" 系指該項限用物質為排除項目。

# Frequently Asked Questions (FAQ)

## Q1. The Power LED is not lit.

The Power LED should be lit when the power system is working normally. If the Power LED is not lit, please check as follows:

- A1:** Make sure the AC power cord is connected to the switch with power source properly.
- A2:** Make sure the voltage of the power supply meets the requirements of the input voltage of the switch.
- A3:** Make sure the power source is ON.

## Q2. Why is the Link/Act LED not lit while a device is connected to the corresponding port?

Please try the following:

- A1:** Make sure that the cable connectors are firmly plugged into the switch and the device.
- A2:** Make sure the connected device is turned on and works normally.
- A3:** Try to change the connected device's transmission speed and duplex mode.
- A4:** The cable must be less than 100 meters long (328 feet).

## Q3. Why are some ports not supplying power for PoE devices?

Please try the following:

- A1:** Make sure that this PoE device complies with IEEE 802.3af/IEEE 802.3at.
- A2:** Try another PoE port on the switch.
- A3:** Pay attention to PoE priority. If the total power consumption of PoE powered devices exceeds 53W, a priority will be set among the ports. Ports with a smaller port number will have higher priority. For example, Port 1, 2 and 5 are each consuming 15.4W. If an additional powered device consuming 12W is connected to Port 3, then the switch will cut off power to Port 5 because of the overload.



For technical support, Configuration Guide and other information, please visit <http://www.tp-link.com/support>, or simply scan the QR code.

## EU declaration of conformity

TP-Link hereby declares that the device is in compliance with the essential requirements and other relevant provisions of directives 2014/30/EU, 2014/35/EU, 2009/125/EC and 2011/65/EU. The original EU declaration of conformity may be found at <http://www.tp-link.com/en/ce>.

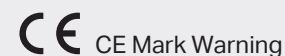
## Safety Information

- Avoid using this product during an electrical storm. There may be a remote risk of electric shock from lightning.
- Keep the device away from water, fire, humidity or hot environments.
- Do not attempt to disassemble, repair, or modify the device.
- Do not use any other chargers than those recommended.
- Adapter shall be installed near the equipment and shall be easily accessible.

Please read and follow the above safety information when operating the device. We cannot guarantee that no accidents or damage will occur due to improper use of the device. Please use this product with care and operate at your own risk.



Продукт сертифіковано згідно з правилами системи УкрСЕПРО на відповідність вимогам нормативних документів та вимогам, що передбачені чинними законодавчими актами України.



This is a class A product. In a domestic environment, this product may cause radio interference, in which case the user may be required to take adequate measures.

## Explanation of the symbols on the product label

	DC voltage
	RECYCLING This product bears the selective sorting symbol for Waste electrical and electronic equipment (WEEE). This means that this product must be handled pursuant to European directive 2012/19/EU in order to be recycled or dismantled to minimize its impact on the environment. User has the choice to give his product to a competent recycling organization or to the retailer when he buys a new electrical or electronic equipment
	Indoor use only



Industry Canada Statement  
CAN ICES-3 (A)/NMB-3(A)